



HP WOLF SECURITY



PROTECT YOUR FLEET WITH SIMPLE, POLICY- BASED PRINT SECURITY

GROW YOUR BUSINESS THE SECURE WAY—
WITH HP SECURITY MANAGER

AN HP WOLF PRO/ENTERPRISE SECURITY SOLUTION



70%


of Medium and Enterprise businesses agree that a more distributed workforce raises security risks and processes¹

STAY ONE STEP AHEAD OF EVOLVING THREATS

Your company is continuously creating confidential, valuable data that's crucial to running your business. And you're probably using multiple security methods—including authentication, encryption, and monitoring—to protect this data on your PCs, networks, and servers. But is your printing and imaging environment as secure as the rest of your infrastructure?

Print security can be complicated. HP Security Manager makes it simple to take device management off your to-do list and protect at-risk printers by establishing policies, automating fixes, and maintaining ongoing compliance.

To help keep your business protected, you need a solution that simplifies and strengthens security throughout your printing and imaging environment, saving your business time and money that can be better spent elsewhere.



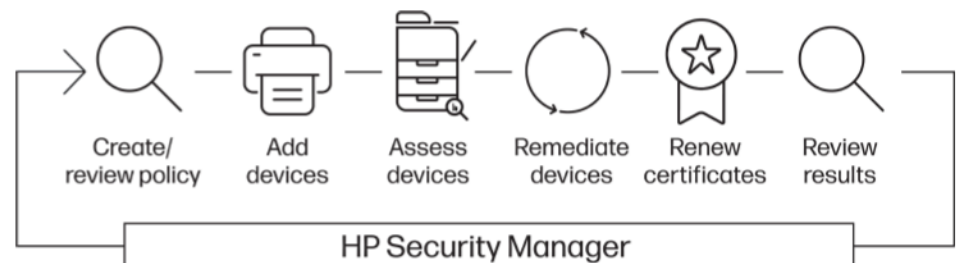
BRING CLARITY TO COMPLIANCE

Strengthen your security posture and make it consistent across your entire fleet of devices. HP Security Manager lets you monitor, manage, and automatically restore critical settings that make maintaining compliance simple.

HP Security Manager offers a simple, intuitive process for securing your fleet. Efficiently deploy and monitor devices by applying a single security policy across the fleet, and secure new HP devices as soon as they are added to your network with HP Instant-on Security.² Actively maintain and verify compliance with your defined security policies using HP Security Manager's automated monitoring and risk-based reporting. Rely on the automatic deployment and updating of identity certificates that strengthen information security while significantly reducing administrative overhead.

How HP Security Manager secures your fleet

HP Security Manager offers a simplified approach to HP fleet security that strengthens compliance and reduces risk.




PROVIDE FLEET SECURITY WITH EFFORTLESS POLICY CREATION

The easy-to-use HP Policy Editor simplifies policy creation with an intuitive rules engine that provides guidance, and helps create a comprehensive policy for your environment. Easily modify your security policies to best suit changing company needs, regulations, or industry standards.

HP Security Manager Base Policy template

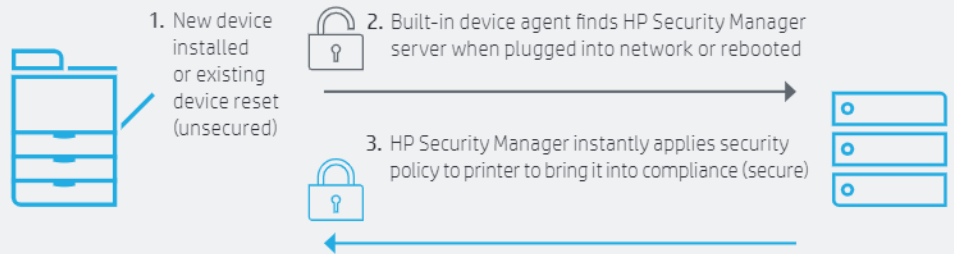
Easily create a security policy for your print environment using the HP Security Manager Base Policy template. The template provides a baseline approach for securing a common enterprise printing environment, but is easily tailored to meet individual security policy requirements. The template combines settings from the U.S. National Institute of Standards and Technology and HP Security Best Practices Checklist with customer input on the security settings necessary to create a secure—yet productive—print environment.³



CONNECT DEVICES TO YOUR POLICY IN A VARIETY OF WAYS

It's easy to add HP devices to HP Security Manager.

- **Auto-Discovery:** Let Security Manager discover your HP devices through auto-discovery. Set it to look over a certain number of network hops or within a specific IP address range. Then choose which devices you want to manage from the list.
- **.txt or .xml file:** Add an existing list of devices by importing a .txt or .xml file with device IP addresses or host names, including .xml exports from HP Web Jetadmin.⁴
- **Instant-on Security:** Use the HP Instant-on Security feature to automatically add each HP device into Security Manager as soon as it is connected to your network (or after a cold reset) without any IT intervention. Unique to HP Security Manager, HP Instant-on Security immediately configures devices to be compliant with your specific corporate security policy—saving you time and minimizing risk.²



HP Instant-on Security

MAXIMIZE YOUR INVESTMENTS WITH PROACTIVE COMPLIANCE

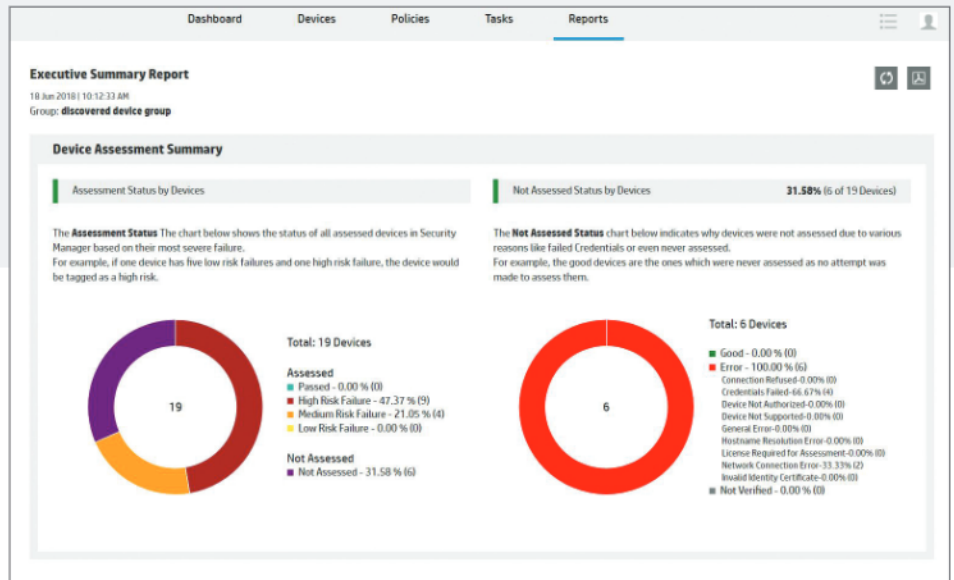
HP Security Manager helps maintain compliance with ongoing assessments and automated remediation. You decide how often you want to assess and remediate your devices. Daily, weekly, or monthly—it's up to you.

- **Assessment:** During an assessment, HP Security Manager runs in the background and verifies your fleet's security settings against a specific policy. The assessment process then reports any noncompliant features.
- **Remediation:** HP Security Manager can also automatically apply the correct policy settings to any noncompliant features recognized during the assessment. The corrected setting is assessed again to confirm it was applied successfully.

REDUCE RISK WITH COMPREHENSIVE FLEET SECURITY REPORTING

Protect your information with built-in reporting. Users can run summary reports on the overall risk level of the fleet, and then drill down into specific risks by device or security settings. High-level emailed reports can also be sent after each auto-scheduled assessment and remediation.

HP Security Manager can also provide a risk assessment to help you identify less secure devices. Less secure devices may not have the most recent device firmware, may not have Jetdirect firmware, or may not be enabled with Sure Start, run-time intrusion detection, or whitelisting capabilities.





PROTECT YOUR WORKFLOW WITH FLEET-WIDE CERTIFICATE MANAGEMENT

Certificates are vital to protecting the flow of information to and from your devices. They are used to prove identity and encrypt data, enabling secure communication between trustworthy entities. Manually installing unique certificates can be an error-prone, laborious, and time-consuming task—up to 15 minutes per device. This causes many customers to opt out of using certificates entirely, or maintaining them properly.

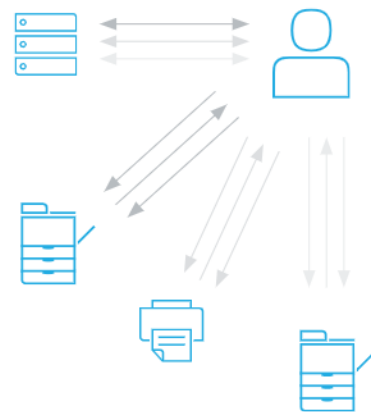
HP Security Manager's latest innovation streamlines this process by deploying unique identity certificates across your fleet, continuously monitoring them to ensure they remain valid, and automatically replacing revoked or expired certificates.

HP Security Manager efficiently implements and updates both ID and CA certificates—helping increase the security of your infrastructure, applications, and device communications.



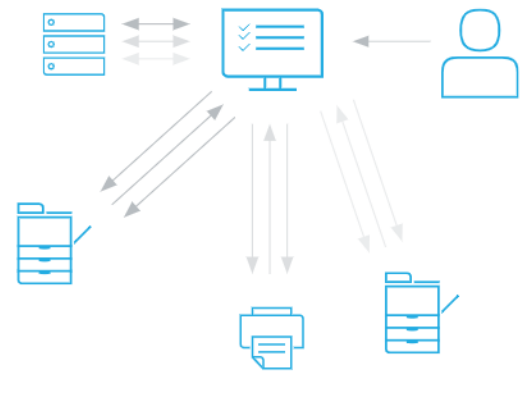
Before

Manual, time-consuming, and error-prone process required on each device



After

Simple, efficient, one-time setup for the entire fleet with HP Security Manager



HOW CAN THIS EASY-TO-USE SOLUTION BENEFIT YOU?

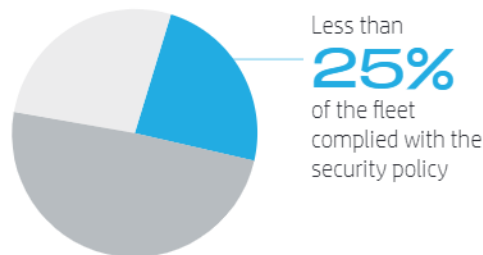
HP Security Manager is a versatile security solution that can apply to a variety of contexts and business situations.

For example, financial services firms know that protecting client information is crucial to the success of their business, and is required by industry regulations. However, with print fleets that often number in the thousands, maintaining security consumes a substantial amount of administration overhead.

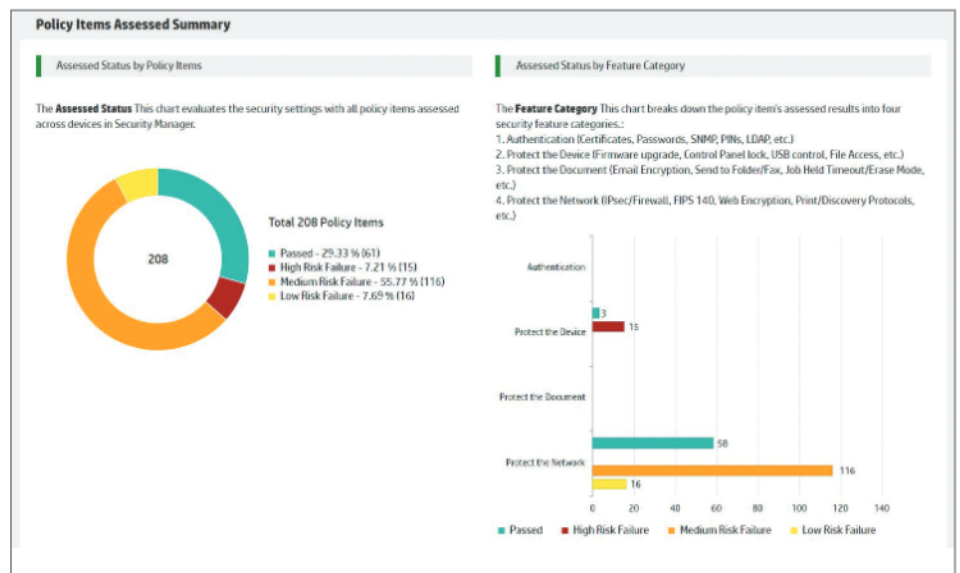
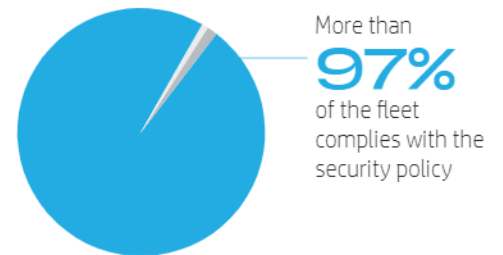
With HP Security Manager, financial services firms can save time and money by scheduling a daily assessment and remediation of their HP printing and imaging fleet. This helps ensure that the fleet remains compliant with a company's security policy while freeing up the IT team to focus on other activities. Administrators can also print or save built-in fleet, device, or feature-level reports for proof-of-policy compliance, making it easy to verify that client information is safe and secure.



Before HP Security Manager



After HP Security Manager



TECHNICAL SPECIFICATIONS

Supported network operating systems	Microsoft® Internet Information Services (IIS) 7.5 or newer versions Supports the following Microsoft Windows® 64-bit operating systems: Windows 8, 8.1, 10, 11; Microsoft Windows Server® 2008 R2, 2012, 2012 R2, 2016, 2019, 2022
Supported databases	Security Manager installs Microsoft SQL Server 2019 Express For a full list of supported databases, see the Security Manager Release Notes on the HP Security Manager product support page: support.hp.com/us-en/product/hp-security-manager-software/8394886/manuals
Tested browsers	Internet Explorer 11 or newer, Google Chrome™ version 60 or newer, Microsoft Edge (Chromium-based) version 79 or newer
.NET versions	Microsoft .NET Framework 4.8 or newer version
System requirements	HP recommends the following hardware configuration for the server: <ul style="list-style-type: none"> • 4 or more processor cores • 2.8 GHz or higher processor speed • 12 GB or more of RAM • 4 GB of available storage
Supported languages	English, Simplified Chinese, French, German, Malay, Spanish, and Korean



FOR MORE INFORMATION

To learn more about making HP Security Manager an integral part of your company's overall IT security strategy, please contact your HP representative, or contact an HP Document Solutions Specialist.

Learn more at hp.com/us-en/security/business-print-security.html

¹ Remote work changing landscape: IT Leader View, HP, May 2020.

² Available on select product models and firmware versions.

³ This tool is provided for general comparison only. This information is based on manufacturers' published and internal specifications, and proprietary data and algorithms. The information is not guaranteed accurate by HP Development Company. Users can customize the security policies used in the analysis, which will affect the results. Actual results may vary.

⁴ HP Web Jetadmin is available for download at no additional charge at hp.com/go/webjetadmin.

Sign up for updates
hp.com/go/getupdated



Share with colleagues

© Copyright 2012–2018, 2021–2022 HP Development Company, L.P. The information contained herein is subject to change without notice. The only warranties for HP products and services are set forth in the express warranty statements accompanying such products and services. Nothing herein should be construed as constituting an additional warranty. HP shall not be liable for technical or editorial errors or omissions contained herein.

Google Chrome is a trademark of Google Inc. Microsoft, Windows, Windows Server, and SQL Server are U.S. registered trademarks of the Microsoft group of companies.

4AA3-9275ENW, March 2022, Rev. 14

